



**OFFICIAL NCAA BASKETBALL BOX SCORE**  
Corbin Redhounds vs Russellville Panthers

03/16/2000 3:00  
Final Box Score

Arena Boys' Sweet16, Rupp Arena  
City,State Lexington, Ky

No.	Corbin Redhounds	Total FG		3-point		FT	FTA	Rebounds			F	TP	A	TO	BLK	STL	MIN
		FG	FGA	FG	FGA			Off	Def	Tot							
3	Brandon Haines	0	0	0	0	0	0	0	0	0	0	0	0	0	0	DNP	
4	Todd Davis	2	3	0	0	0	1	0	0	0	4	4	0	5	0	1	10:00
10	* Brian Warren	0	0	0	0	1	2	0	1	1	2	1	3	4	0	3	20:00
14	Aaron House	0	0	0	0	0	0	0	0	0	1	0	0	0	0	0	0:19
20	Johnny B. Hammons	1	5	0	1	1	1	4	0	4	1	3	2	1	0	0	15:29
21	* Derek Barton	7	13	0	1	6	13	5	2	7	2	20	1	6	0	1	28:31
22	Steven Cook	0	0	0	0	0	0	0	0	0	0	0	0	0	0	0	DNP
23	Brian Mason	2	2	0	0	1	2	0	1	1	1	5	0	2	0	0	9:04
30	* Scott Greiwe	1	7	0	0	1	2	3	2	5	3	3	2	1	0	3	21:41
32	* Josh Brock	6	17	3	9	1	3	2	4	6	2	16	0	4	0	1	32:00
33	Tim Gore	0	0	0	0	0	0	0	0	0	0	0	0	0	0	0	DNP
40	Isaiah Mills	0	0	0	0	0	0	0	0	0	0	0	0	0	0	0	DNP
42	Toby Daniel	1	3	0	0	0	0	2	0	2	1	2	0	1	0	1	11:42
43	Jeremy Farmer	0	0	0	0	0	0	0	0	0	0	0	0	0	0	0	DNP
44	* Derek Lanham	3	4	0	0	0	0	1	0	1	3	6	1	0	0	1	11:14
Team (Included in Totals)								3	1	4							
Totals		23	54	3	11	11	24	20	11	31	20	60	9	24	0	11	160
Total FG%: 1st half 12 - 24 (50.0%) 2nd half 11 - 30 (36.7%) Game 23 - 54 (42.6%)												Deadball rebounds					
3Pt FG%: 1st half 2 - 5 (40.0%) 2nd half 1 - 6 (16.7%) Game 3 - 11 (27.3%)												7					
FT%: 1st half 4 - 12 (33.3%) 2nd half 7 - 12 (58.3%) Game 11 - 24 (45.8%)																	

No.	Russellville Panthers	Total FG		3-point		FT	FTA	Rebounds			F	TP	A	TO	BLK	STL	MIN
		FG	FGA	FG	FGA			Off	Def	Tot							
4	* Ricky Duncan	2	5	1	3	1	4	2	2	4	4	6	1	2	2	3	30:09
11	David Dickerson	0	0	0	0	0	0	0	0	0	0	0	0	0	0	0	DNP
13	* Tony Key	8	9	0	0	1	6	3	4	7	4	17	2	1	2	0	27:59
20	Derrick Stratton	0	0	0	0	0	0	0	0	0	0	0	0	0	0	0	DNP
21	* Maurice Hampton	6	10	0	0	4	5	2	2	4	4	16	2	9	1	2	28:14
22	Nathan Thompson	0	0	0	0	0	0	1	0	1	2	0	1	0	0	1	4:01
23	* Michael Morris	6	8	0	0	5	6	1	5	6	3	17	4	8	0	3	32:00
25	Wun Kennedy	0	0	0	0	0	0	0	0	0	0	0	0	0	0	0	DNP
30	* Teco Dickerson	4	11	2	5	0	1	1	4	5	4	10	3	5	1	4	32:00
31	Adrian Bigbee	0	0	0	0	0	0	0	0	0	0	0	0	0	0	0	DNP
32	Frank Chapa	0	0	0	0	0	0	0	0	0	0	0	0	0	0	0	DNP
33	Roland Dickerson	0	0	0	0	0	0	0	0	0	0	0	0	0	0	0	1:36
34	Tyree Todd	1	1	0	0	0	0	0	0	0	0	2	0	0	0	0	4:01
Team (Included in Totals)								0	1	1							
Totals		27	44	3	8	11	22	10	18	28	21	68	13	25	6	13	160
Total FG%: 1st half 17 - 23 (73.9%) 2nd half 10 - 21 (47.6%) Game 27 - 44 (61.4%)												Deadball rebounds					
3Pt FG%: 1st half 2 - 4 (50.0%) 2nd half 1 - 4 (25.0%) Game 3 - 8 (37.5%)												6					
FT%: 1st half 2 - 5 (40.0%) 2nd half 9 - 17 (52.9%) Game 11 - 22 (50.0%)																	

Technical Fouls: None

Attendance: 12,364

Officials: Steve Martin, Victor Montgomery, Brett Miles

Score by Period	1st H	2nd H	OT	OT	Final	Record	Overall	Conf
Russellville Panthers	38	30	0	0	68	Panthers	27-5	
Corbin Redhounds	30	30	0	0	60	Redhounds	29-3	

Panthers Redhounds		Panthers Redhounds		Panthers Redhounds				
Points off Turnovers	26	25	Second Effort Points	9	17	Bench Points	2	14
Points in the Paint	32	28	3 Point Points	9	9	Free Throw Points	11	11
Largest Lead	28	14	(14 pts)	Lead Changes	0	Number of Ties	2	

**University of Kentucky Basketball - Play by Play Report (pg 1)**  
**Russellville Panthers vs. Corbin Redhounds**  
 Date: 03/16/2000 Time: 3:00 Site: Boys' Sweet16, Rupp Arena-Lexington, Ky Attendance:

##	Name	Action	Action	Score	Clock	Diff	##	Name	Action	Action
4	R Duncan	Start Game					10	B Warren	Start Game	
13	T Key	Start Game					21	D Barton	Start Game	
21	M Hampton	Start Game					30	S Greiwe	Start Game	
23	M Morris	Start Game					32	J Brock	Start Game	
30	T Dickerson	Start Game					44	D Lanham	Start Game	
13	T Key	Jump Ball Win			1 7:57		44	D Lanham	Jump Ball Loss	
4	R Duncan	3Pt Made	30 T Dickerson Assist	3-0	1 7:32	+3				
				3-3	1 7:21	(T1)	32	J Brock	3Pt Made	10 B Warren Assist
30	T Dickerson	Turn Over	(Double Dribble)		1 7:14					
4	R Duncan	Steal			1 7:10		30	S Greiwe	Turn Over	
23	M Morris	FG Made		5-3	1 7:02	+2				
					1 6:51		10	B Warren	Turn Over	(Bad Pass)
30	T Dickerson	Steal			1 6:48					
23	M Morris	Layup Made		7-3	1 6:30	+4				
				7-5	1 6:16	+2	21	D Barton	FG Made	
23	M Morris	Turn Over	(Bad Pass)		1 5:57					
					1 5:55		44	D Lanham	Steal	
					1 5:50		32	J Brock	FG Attempt	44 D Lanham Off Reb
13	T Key	Def Rebound			1 5:48		44	D Lanham	Putback Att	
					1 5:47		44	D Lanham	Personal Foul	
21	M Hampton	FG Attempt	13 T Key Off Reb		1 5:34					
13	T Key	Putback Made		9-5	1 5:33	+4				
					1 5:33		44	D Lanham	Personal Foul	
					1 5:33		23	B Mason	Enter Game	for 44 D Lanham
13	T Key	FT Attempt	30 T Dickerson Off Reb		1 5:33					
30	T Dickerson	Turn Over			1 5:15					
					1 5:14		10	B Warren	Steal	
21	M Hampton	Personal Foul			1 5:13					
					1 5:13		23	B Mason	FT Attempt	Redhounds Deadball Reb
				9-6	1 5:13	+3	23	B Mason	FT Made	
23	M Morris	Turn Over			1 5:04					
				9-9	1 4:50	(T2)	32	J Brock	3Pt Made	10 B Warren Assist
30	T Dickerson	3Pt Made	23 M Morris Assist	12-9	1 4:21	+3				
					1 4:05		21	D Barton	Turn Over	
23	M Morris	Layup Made	13 T Key Assist	14-9	1 4:01	+5				
					1 3:43		21	D Barton	Turn Over	
4	R Duncan	Steal			1 3:42					
					1 3:41		10	B Warren	Personal Foul	
21	M Hampton	Turn Over	(Bad Pass)		1 3:29					
					1 3:25		30	S Greiwe	Steal	
13	T Key	Block			1 3:24		21	D Barton	FG Attempt	Redhounds Off Reb
					1 3:18		23	B Mason	Turn Over	(Traveling)
Panthers	20 Sec Time Out				1 3:08					
21	M Hampton	Turn Over	(Bad Pass)		1 2:53					
					1 2:51		32	J Brock	Steal	
4	R Duncan	Personal Foul			1 2:41					
					1 2:41		32	J Brock	FT Attempt	Redhounds Deadball Reb
				14-10	1 2:41	+4	32	J Brock	FT Made	
21	M Hampton	Def Rebound			1 2:41		32	J Brock	FT Attempt	
30	T Dickerson	FG Attempt	13 T Key Off Reb		1 2:33					
13	T Key	Putback Made		16-10	1 2:22	+6				
					1 2:22					
30	T Dickerson	Def Rebound			1 2:07		32	J Brock	3Pt Attempt	
4	R Duncan	3Pt Attempt			1 1:48		30	S Greiwe	Def Rebound	
30	T Dickerson	Personal Foul			1 1:43					
23	M Morris	Def Rebound			1 1:27		30	S Greiwe	FG Attempt	
13	T Key	FG Made	30 T Dickerson Assist	18-10	1 1:17	+8				
					1 1:17		30	S Greiwe	Personal Foul	
13	T Key	FT Attempt			1 1:17		32	J Brock	Def Rebound	
				18-12	1 1:06	+6	23	B Mason	FG Made	
13	T Key	Dunk Made	21 M Hampton Assist	20-12	1 0:52	+8				
				20-14	1 0:39	+6	32	J Brock	FG Made	
30	T Dickerson	FG Made		22-14	1 0:31	+8				
					1 0:17		10	B Warren	Turn Over	
4	R Duncan	Steal			1 0:16					
21	M Hampton	FG Made		24-14	1 0:14	+10				

University of Kentucky Basketball - Play by Play Report (pg 2)  
 Russellville Panthers vs. Corbin Redhounds  
 Date: 03/16/2000 Time: 3:00 Site: Boys' Sweet16, Rupp Arena-Lexington, Ky Attendance:

## Name	Action	Action	Score	Clock	Diff	## Name	Action	Action
23 M Morris	Def Rebound			1 0:00		32 J Brock	3Pt Attempt	
<b>End of Period Summary Panthers 24 Redhounds 14</b>								
Largest Lead: Panthers 24 Redhounds 14 (10 pts)						Lead Changes: 0 Ties: 2		
Lead in Period: Panthers 24 Redhounds 14 (10 pts)						Lead Changes: 0 Ties: 2 (this period)		
6 for 5 oppo pts			Turnovers			6 for 8 oppo pts		
3 for 4 pts			2nd Chances			2 for 0 pts		
11/14 for 78.6 %			Field Goals			5/11 for 45.5 %		
0/2 for 0.00 %			Free Throws			2/5 for 40.0 %		
				2 8:00		10 B Warren	Leave Game	
				2 8:00		21 D Barton	Leave Game	
				2 8:00		23 B Mason	Leave Game	
				2 8:00		30 S Greiwe	Leave Game	
				2 8:00		32 J Brock	Enter Game	for 32 J Brock
				2 8:00		10 B Warren	Enter Game	
				2 8:00		4 T Davis	Enter Game	
				2 8:00		21 D Barton	Enter Game	
				2 8:00		42 T Daniel	Enter Game	
				2 7:44		32 J Brock	Turn Over	(Traveling)
30 T Dickerson	FG Made		26-14	2 7:29	+12			
13 T Key	Personal Foul			2 7:22				
				2 7:22		21 D Barton	FT Attempt	Redhounds Deadball Reb
30 T Dickerson	Def Rebound			2 7:22		21 D Barton	FT Attempt	
21 M Hampton	Offensive Foul			2 6:56				
21 M Hampton	Turn Over			2 6:56				
33 R Dickerson	Enter Game	for 21 M Hampton		2 6:56		20 J B Hammons	Enter Game	for 10 B Warren
				2 6:40		4 T Davis	Turn Over	
30 T Dickerson	Steal			2 6:39				
23 M Morris	Layup Made	30 T Dickerson Assist	28-14	2 6:37	+14			
			28-16	2 6:28	+12	32 J Brock	FG Made	
23 M Morris	Offensive Foul			2 6:10				
23 M Morris	Turn Over			2 6:10				
			28-18	2 5:54	+10	42 T Daniel	FG Made	
4 R Duncan	Turn Over			2 5:37				
				2 5:36		4 T Davis	Steal	
4 R Duncan	Block			2 5:33		4 T Davis	FG Attempt	32 J Brock Off Reb
4 R Duncan	Def Rebound			2 5:29		32 J Brock	Putback Att	
30 T Dickerson	3Pt Attempt			2 5:20		Redhounds	Def Rebound	(Dead Ball Reb)
13 T Key	Personal Foul			2 5:20				
4 R Duncan	Leave Game			2 5:20				
21 M Hampton	Enter Game	for 33 R Dickerson		2 5:20				
22 N Thompson	Enter Game	for 13 T Key		2 5:20				
34 T Todd	Enter Game			2 5:20				
30 T Dickerson	Def Rebound			2 5:20		21 D Barton	FT Attempt	
34 T Todd	Layup Made	21 M Hampton Assist	30-18	2 5:13	+12			
				2 5:03		32 J Brock	FG Attempt	20 J B Hammons Off Reb
			30-20	2 4:56	+10	4 T Davis	FG Made	20 J B Hammons Assist
30 T Dickerson	FG Attempt	Panthers Deadball Reb		2 4:31				
				2 4:30		4 T Davis	Personal Foul	
21 M Hampton	FG Attempt	22 N Thompson Off Reb		2 3:52				
21 M Hampton	Steal			2 3:40		4 T Davis	Turn Over	
21 M Hampton	Layup Made	22 N Thompson Assist	32-20	2 3:37	+12			
22 N Thompson	Steal			2 3:32		21 D Barton	Turn Over	
				2 3:29		42 T Daniel	Personal Foul	
4 R Duncan	Enter Game	for 21 M Hampton		2 3:29				
				2 3:29		10 B Warren	Enter Game	for 21 D Barton
23 M Morris	FT Made		33-20	2 3:29	+13			
23 M Morris	FT Made		34-20	2 3:29	+14			
				2 3:11		20 J B Hammons	FG Attempt	42 T Daniel Off Reb
4 R Duncan	Block			2 3:09		42 T Daniel	Putback Att	Redhounds Off Reb
			34-22	2 3:00	+12	32 J Brock	Layup Made	
23 M Morris	FG Made		36-22	2 2:41	+14			
			36-24	2 2:34	+12	4 T Davis	Layup Made	20 J B Hammons Assist
22 N Thompson	Personal Foul			2 2:34				
22 N Thompson	Leave Game			2 2:34				

**University of Kentucky Basketball - Play by Play Report (pg 3)**  
**Russellville Panthers vs. Corbin Redhounds**  
**Date: 03/16/2000 Time: 3:00 Site: Boys' Sweet16, Rupp Arena-Lexington, Ky Attendance:**

##	Name	Action	Action	Score	Clock	Diff	##	Name	Action	Action
13	T Key	Enter Game	for 34 T Todd		2 2:34					
21	M Hampton	Enter Game			2 2:34					
13	T Key	Def Rebound			2 2:34		4	T Davis	FT Attempt	
23	M Morris	Turn Over	(Fumble)		2 2:18					
					2 2:18					
13	T Key	Leave Game			2 2:18					
22	N Thompson	Enter Game	for 21 M Hampton		2 2:18					
34	T Todd	Enter Game			2 2:18					
					2 2:01		42	T Daniel	Turn Over	(Bad Pass)
22	N Thompson	Leave Game			2 1:47					
13	T Key	Enter Game	for 34 T Todd		2 1:47					
21	M Hampton	Enter Game			2 1:47					
13	T Key	FG Made	23 M Morris Assist	38-24	2 1:18	+14				
					2 1:15		10	B Warren	Turn Over	
23	M Morris	Steal			2 1:14					
23	M Morris	Turn Over	(Traveling)		2 1:13					
13	T Key	Leave Game			2 1:13					
22	N Thompson	Enter Game	for 21 M Hampton		2 1:13					
34	T Todd	Enter Game			2 1:13					
					2 1:02		4	T Davis	Turn Over	
23	M Morris	Steal			2 1:02					
23	M Morris	Turn Over			2 1:02					
					2 1:02		30	S Greiwe	Enter Game	for 4 T Davis
					2 0:48		20	J B Hammons	3Pt Attempt	20 J B Hammons Off Reb
				38-26	2 0:41	+12	20	J B Hammons	Layup Made	
22	N Thompson	Personal Foul			2 0:41					
22	N Thompson	Leave Game			2 0:41					
13	T Key	Enter Game	for 34 T Todd		2 0:41					
21	M Hampton	Enter Game			2 0:41					
					2 0:41		20	J B Hammons	FT Made	
				38-27	2 0:39	+11	10	B Warren	Personal Foul	
					2 0:39					
13	T Key	Leave Game			2 0:39					
22	N Thompson	Enter Game	for 21 M Hampton		2 0:39					
34	T Todd	Enter Game			2 0:39					
30	T Dickerson	FT Attempt			2 0:39		10	B Warren	Def Rebound	
					2 0:27		10	B Warren	Turn Over	(Palming)
22	N Thompson	Leave Game			2 0:27					
13	T Key	Enter Game	for 34 T Todd		2 0:27					
21	M Hampton	Enter Game			2 0:27					
30	T Dickerson	Turn Over			2 0:18					
					2 0:17		42	T Daniel	Steal	
4	R Duncan	Personal Foul			2 0:15					
					2 0:15		10	B Warren	FT Attempt	Redhounds Deadball Reb
				38-28	2 0:15	+10	10	B Warren	FT Made	
21	M Hampton	Turn Over			2 0:03					
					2 0:02		30	S Greiwe	Steal	
				38-30	2 0:00	+8	30	S Greiwe	Layup Made	

**OFFICIAL NCAA BASKETBALL BOX SCORE**  
Corbin Redhounds vs Russellville Panthers

03/16/2000 3:00  
1st Half Box Score

Arena Boys' Sweet16, Rupp Arena  
City,State Lexington, Ky

No.	Corbin Redhounds	Total FG		3-point		FT	FTA	Rebounds			F	TP	A	TO	BLK	STL	MIN
		FG	FGA	FG	FGA			Off	Def	Tot							
3	Brandon Haines	0	0	0	0	0	0	0	0	0	0	0	0	0	0	DNP	
4	Todd Davis	2	3	0	0	0	1	0	0	0	1	4	0	3	0	1	6:58
10	* Brian Warren	0	0	0	0	1	2	0	1	1	2	1	2	4	0	1	12:33
14	Aaron House	0	0	0	0	0	0	0	0	0	0	0	0	0	0	0	DNP
20	Johnny B. Hammons	1	3	0	1	1	1	2	0	2	0	3	2	0	0	0	6:56
21	* Derek Barton	1	2	0	0	0	3	0	0	0	0	2	0	3	0	0	12:31
22	Steven Cook	0	0	0	0	0	0	0	0	0	0	0	0	0	0	0	DNP
23	Brian Mason	1	1	0	0	1	2	0	0	0	0	3	0	1	0	0	5:33
30	* Scott Grewe	1	2	0	0	0	0	0	1	1	1	2	0	1	0	2	9:02
32	* Josh Brock	5	10	2	4	1	3	1	1	2	0	13	0	1	0	1	16:00
33	Tim Gore	0	0	0	0	0	0	0	0	0	0	0	0	0	0	0	DNP
40	Isaiah Mills	0	0	0	0	0	0	0	0	0	0	0	0	0	0	0	DNP
42	Toby Daniel	1	2	0	0	0	0	1	0	1	1	2	0	1	0	1	8:00
43	Jeremy Farmer	0	0	0	0	0	0	0	0	0	0	0	0	0	0	0	DNP
44	* Derek Lanham	0	1	0	0	0	0	1	0	1	2	0	0	0	0	1	2:27
Team (Included in Totals)								2	0	2							
Totals		12	24	2	5	4	12	7	3	10	7	30	4	14	0	7	80
Total FG%: 1st half 12 - 24 (50.0%) 2nd half 0 - 0 (0.00%) Game 12 - 24 (50.0%)												Deadball rebounds					
3Pt FG%: 1st half 2 - 5 (40.0%) 2nd half 0 - 0 (0.00%) Game 2 - 5 (40.0%)												5					
FT%: 1st half 4 - 12 (33.3%) 2nd half 0 - 0 (0.00%) Game 4 - 12 (33.3%)																	

No.	Russellville Panthers	Total FG		3-point		FT	FTA	Rebounds			F	TP	A	TO	BLK	STL	MIN
		FG	FGA	FG	FGA			Off	Def	Tot							
4	* Ricky Duncan	1	2	1	2	0	0	0	1	1	2	3	0	1	2	3	14:09
11	David Dickerson	0	0	0	0	0	0	0	0	0	0	0	0	0	0	0	DNP
13	* Tony Key	5	5	0	0	0	2	2	2	4	2	10	1	0	1	0	11:59
20	Derrick Stratton	0	0	0	0	0	0	0	0	0	0	0	0	0	0	0	DNP
21	* Maurice Hampton	2	4	0	0	0	0	0	1	1	2	4	2	4	0	1	12:14
22	Nathan Thompson	0	0	0	0	0	0	1	0	1	2	0	1	0	0	1	4:01
23	* Michael Morris	5	5	0	0	2	2	0	2	2	1	12	2	6	0	2	16:00
25	Wun Kennedy	0	0	0	0	0	0	0	0	0	0	0	0	0	0	0	DNP
30	* Teco Dickerson	3	6	1	2	0	1	1	3	4	1	7	3	3	0	2	16:00
31	Adrian Bigbee	0	0	0	0	0	0	0	0	0	0	0	0	0	0	0	DNP
32	Frank Chapa	0	0	0	0	0	0	0	0	0	0	0	0	0	0	0	DNP
33	Roland Dickerson	0	0	0	0	0	0	0	0	0	0	0	0	0	0	0	1:36
34	Tyree Todd	1	1	0	0	0	0	0	0	0	0	2	0	0	0	0	4:01
Team (Included in Totals)								0	0	0							
Totals		17	23	2	4	2	5	4	9	13	10	38	9	14	3	9	80
Total FG%: 1st half 17 - 23 (73.9%) 2nd half 0 - 0 (0.00%) Game 17 - 23 (73.9%)												Deadball					
3Pt FG%: 1st half 2 - 4 (50.0%) 2nd half 0 - 0 (0.00%) Game 2 - 4 (50.0%)												rebounds					
FT%: 1st half 2 - 5 (40.0%) 2nd half 0 - 0 (0.00%) Game 2 - 5 (40.0%)												1					

Technical Fouls: None  
Attendance: Unknown  
Officials: Steve Martin, Victor Montgomery, Brett Miles

Score by Period	1st H	2nd H	Final	Record	Overall	Conf
Russellville Panthers	38	0	38	Panthers	26-5	
Corbin Redhounds	30	0	30	Redhounds	29-2	

	Panthers	Redhounds		Panthers	Redhounds		Panthers	Redhounds
Points off Turnovers	18	13	Second Effort Points	4	7	Bench Points	2	12
Points in the Paint	20	12	3 Point Points	6	6	Free Throw Points	2	4
Largest Lead	28	14 (14 pts)	Lead Changes	0		Number of Ties	2	

University of Kentucky Basketball - Play by Play Report - Period 3 (pg 1)  
 Russellville Panthers vs. Corbin Redhounds  
 Date: 03/16/2000 Time: 3:00 Site: Boys' Sweet16, Rupp Arena-Lexington, Ky Attendance: 12,364

##	Name	Action	Action	Score	Clock	Diff	##	Name	Action	Action
					3 8:00		10	B Warren	Leave Game	
					3 8:00		20	J B Hammons	Leave Game	
					3 8:00		30	S Greiwe	Leave Game	
					3 8:00		32	J Brock	Leave Game	
					3 8:00		10	B Warren	Enter Game	for 42 T Daniel
					3 8:00		21	D Barton	Enter Game	
					3 8:00		30	S Greiwe	Enter Game	
					3 8:00		32	J Brock	Enter Game	
					3 8:00		44	D Lanham	Enter Game	
21	M Hampton	Turn Over			3 7:52					
				38-32	3 7:51		21	D Barton	Steal	
					3 7:48	+6	21	D Barton	Layup Made	
23	M Morris	FG Attempt			3 7:40		32	J Brock	Def Rebound	
					3 7:30		21	D Barton	FG Attempt	21 D Barton Off Reb
4	R Duncan	Personal Foul		38-33	3 7:29	+5	21	D Barton	FT Made	
30	T Dickerson	Def Rebound			3 7:29		21	D Barton	FT Attempt	
13	T Key	FG Attempt	21 M Hampton Off Reb		3 7:08					
21	M Hampton	Putback Att			3 7:07		32	J Brock	Def Rebound	
					3 6:59		30	S Greiwe	FG Attempt	30 S Greiwe Off Reb
					3 6:57		30	S Greiwe	Putback Att	Redhounds Deadball Reb
23	M Morris	Personal Foul			3 6:57					
				38-35	3 6:46	+3	21	D Barton	Layup Made	
13	T Key	FG Made		40-35	3 6:28	+5				
				40-38	3 6:18	+2	32	J Brock	3Pt Made	21 D Barton Assist
					3 5:51		30	S Greiwe	Personal Foul	
23	M Morris	FT Attempt	Panthers Deadball Reb		3 5:51	+3				
23	M Morris	FT Made		41-38	3 5:42					
21	M Hampton	Personal Foul			3 5:42		21	D Barton	FT Attempt	Redhounds Deadball Reb
				41-39	3 5:42	+2	21	D Barton	FT Made	
30	T Dickerson	3Pt Made	13 T Key Assist	44-39	3 5:32	+5				
30	T Dickerson	Block	13 T Key Def Reb		3 5:06		32	J Brock	3Pt Attempt	
23	M Morris	Personal Foul			3 4:50					
23	M Morris	Turn Over			3 4:50					
					3 4:42		32	J Brock	Turn Over	(Traveling)
21	M Hampton	Turn Over			3 4:27					
					3 4:26		10	B Warren	Steal	
				44-41	3 4:19	+3	44	D Lanham	FG Made	10 B Warren Assist
21	M Hampton	Turn Over			3 4:01					
					3 4:01		30	S Greiwe	Steal	
					3 3:44		32	J Brock	Turn Over	
30	T Dickerson	Layup Att	23 M Morris Off Reb		3 3:40					
23	M Morris	FG Made		46-41	3 3:36	+5				
				46-43	3 3:27	+3	44	D Lanham	Layup Made	30 S Greiwe Assist
30	T Dickerson	Turn Over			3 3:21					
					3 3:21		10	B Warren	Steal	
				46-45	3 2:54	+1	21	D Barton	FG Made	44 D Lanham Assist
21	M Hampton	Layup Made		48-45	3 2:39	+3				
21	M Hampton	FT Made		49-45	3 2:39	+4	44	D Lanham	Personal Foul	
					3 2:39					
					3 2:20		21	D Barton	Turn Over	
30	T Dickerson	Steal			3 2:19					
21	M Hampton	Layup Made		51-45	3 2:17	+6				
21	M Hampton	Def Rebound			3 2:06		30	S Greiwe	FG Attempt	
4	R Duncan	3Pt Attempt			3 1:58		21	D Barton	Def Rebound	
					3 1:53		21	D Barton	Turn Over	
23	M Morris	Steal			3 1:52					
23	M Morris	Turn Over			3 1:29					
				51-47	3 1:23	+4	44	D Lanham	Layup Made	30 S Greiwe Assist
21	M Hampton	FG Made		53-47	3 1:02	+6				
23	M Morris	Def Rebound			3 0:49		32	J Brock	3Pt Attempt	
23	M Morris	Layup Att	4 R Duncan Off Reb		3 0:40					
4	R Duncan	Putback Made		55-47	3 0:38	+8				
13	T Key	Personal Foul			3 0:33					
					3 0:33		10	B Warren	Leave Game	
					3 0:33		30	S Greiwe	Leave Game	

**University of Kentucky Basketball - Play by Play Report - Period 3 (pg 2)**  
**Russellville Panthers vs. Corbin Redhounds**  
**Date: 03/16/2000 Time: 3:00 Site: Boys' Sweet16, Rupp Arena-Lexington, Ky Attendance: 12,364**

## Name	Action	Action	Score	Clock	Diff	## Name	Action	Action
				3 0:33		4 T Davis	Enter Game	for 44 D Lanham
				3 0:33		20 J B Hammons	Enter Game	
				3 0:33		23 B Mason	Enter Game	
			55-48	3 0:33	+7	21 D Barton	FT Made	
			55-49	3 0:33	+6	21 D Barton	FT Made	
				3 0:25		20 J B Hammons	Personal Foul	
30 T Dickerson	Turn Over			3 0:00				

**End of Period Summary Panthers 55 Redhounds 49**

**Largest Lead: Panthers 28 Redhounds 14 (14 pts)**  
**Lead in Period: Panthers 38 Redhounds 30 (8 pts)**  
**7 for 8 oppo pts**  
**3 for 4 pts**  
**7/13 for 53.8 %**  
**2/3 for 66.7 %**

**Turnovers**  
**2nd Chances**  
**Field Goals**  
**Free Throws**

**Lead Changes: 0 Ties: 2**  
**Lead Changes: 0 Ties: 0 (this period)**  
**4 for 4 oppo pts**  
**2 for 3 pts**  
**7/13 for 53.8 %**  
**4/6 for 66.7 %**



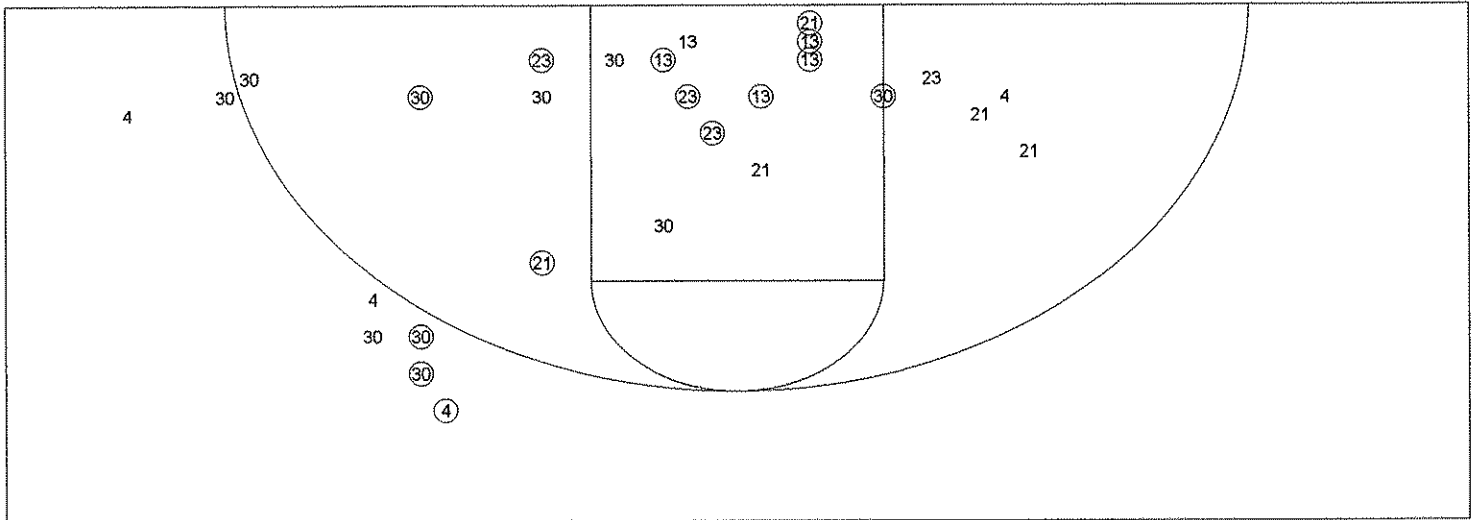
University of Kentucky Basketball - Play by Play Report - Period 4 (pg 1)  
 Russellville Panthers vs. Corbin Redhounds  
 Date: 03/16/2000 Time: 3:00 Site: Boys' Sweet16, Rupp Arena-Lexington, Ky Attendance: 12,364

##	Name	Action	Score	Clock	Diff	##	Name	Action	Action
23	M Morris	FT Made	56-49	4 7:38	+7	4	T Davis	Personal Foul	
23	M Morris	FT Made	57-49	4 7:38	+8				
				4 7:27		4	T Davis	Personal Foul	
				4 7:27		4	T Davis	Turn Over	
21	M Hampton	Turn Over		4 7:17					
			57-51	4 6:41	+6	23	B Mason	FG Made	
				4 6:37		23	B Mason	Personal Foul	
				4 6:34		4	T Davis	Personal Foul	
				4 6:34					
21	M Hampton	FT Attempt		4 6:34					
21	M Hampton	FT Made	58-51	4 6:34	+7				
21	M Hampton	Block		4 6:12		21	D Barton	FG Attempt	21 D Barton Off Reb
			58-53	4 6:07	+5	21	D Barton	Putback Made	
30	T Dickerson	3Pt Attempt		4 5:49					
21	M Hampton	FG Attempt		4 5:44			Redhounds	Def Rebound	
				4 5:31		4	T Davis	Turn Over	(Palming)
				4 5:31		30	S Greiwe	Enter Game	for 4 T Davis
				4 5:13		30	S Greiwe	Personal Foul	
4	R Duncan	FT Attempt		4 5:13		23	B Mason	Def Rebound	
4	R Duncan	FT Attempt		4 5:07		23	B Mason	Turn Over	
				4 5:06					
30	T Dickerson	Steal		4 5:04		21	D Barton	Def Rebound	
30	T Dickerson	FG Attempt		4 5:02					
30	T Dickerson	Personal Foul		4 5:02		42	T Daniel	Enter Game	for 23 B Mason
				4 4:58					
30	T Dickerson	Personal Foul		4 4:58		21	D Barton	FT Attempt	32 J Brock Off Reb
				4 4:54		32	J Brock	Putback Att	
23	M Morris	Def Rebound		4 4:48		32	J Brock	Def Rebound	
4	R Duncan	FG Attempt		4 4:34		32	J Brock	3Pt Attempt	
				4 4:31	+3	21	D Barton	FG Made	21 D Barton Off Reb
30	T Dickerson	Personal Foul		4 4:31					
				4 4:27		21	D Barton	FT Attempt	42 T Daniel Off Reb
				4 4:24		42	T Daniel	Putback Att	30 S Greiwe Off Reb
				4 4:16		30	S Greiwe	Putback Att	20 J B Hammons Off Reb
				4 4:16		32	J Brock	FG Attempt	Redhounds Off Reb
				4 4:03		30	S Greiwe	FG Attempt	20 J B Hammons Off Reb
				4 4:00		20	J B Hammons	FG Attempt	21 D Barton Off Reb
			58-57	4 3:58	+1	21	D Barton	Putback Made	
				4 3:54					
Panthers	Time Out			4 3:35		30	S Greiwe	Def Rebound	
30	T Dickerson	3Pt Attempt		4 3:22		20	J B Hammons	FG Attempt	
13	T Key	Block		4 3:12	+3				
13	T Key	Layup Made		4 3:12	+4	32	J Brock	Personal Foul	
13	T Key	FT Made	60-57	4 3:03		21	D Barton	FG Attempt	30 S Greiwe Off Reb
			61-57	4 3:01	+3	30	S Greiwe	FT Made	
4	R Duncan	Personal Foul		4 3:01		30	S Greiwe	FT Attempt	
				4 3:00					
				4 3:00					
23	M Morris	Def Rebound		4 2:46					
21	M Hampton	Offensive Foul		4 2:46		32	J Brock	Charge Taken	
21	M Hampton	Turn Over		4 2:31		20	J B Hammons	Turn Over	(Traveling)
				4 1:48					
4	R Duncan	Turn Over		4 1:48			Redhounds	Time Out	
		(Fumble)		4 1:20					
13	T Key	Personal Foul		4 1:20		44	D Lanham	Enter Game	for 42 T Daniel
				4 1:20	+2	21	D Barton	FT Made	
				4 1:20	+1	21	D Barton	FT Made	
13	T Key	FG Made		4 0:55	+3				
				4 0:55		21	D Barton	Personal Foul	
13	T Key	FT Attempt		4 0:55					
13	T Key	Turn Over		4 0:49					
		13 T Key Off Reb (Violation)		4 0:49		21	D Barton	Turn Over	(Violation)
				4 0:49		21	D Barton	Personal Foul	
21	M Hampton	FT Made	64-60	4 0:35	+4				
21	M Hampton	FT Made	65-60	4 0:35	+5				
Panthers	20 Sec Time Out			4 0:35					

**University of Kentucky Basketball - Play by Play Report - Period 4 (pg 2)**  
**Russellville Panthers vs. Corbin Redhounds**  
**Date: 03/16/2000 Time: 3:00 Site: Boys' Sweet16, Rupp Arena-Lexington, Ky Attendance: 12,364**


##	Name	Action	Action	Score	Clock	Diff	##	Name	Action	Action
13	T Key	Def Rebound			4 0:25		21	D Barton	FG Attempt	
					4 0:19		32	J Brock	Personal Foul	
					4 0:19		14	A House	Enter Game	for 30 S Greiwe
13	T Key	FT Attempt	Panthers Deadball Reb		4 0:19					
13	T Key	FT Attempt	4 R Duncan Off Reb		4 0:19					
					4 0:17		14	A House	Personal Foul	
4	R Duncan	FT Attempt	Panthers Deadball Reb		4 0:17					
4	R Duncan	FT Made		66-60	4 0:17	+6				
					4 0:14		32	J Brock	Turn Over	
21	M Hampton	Steal			4 0:13					
21	M Hampton	Layup Made	23 M Morris Assist	68-60	4 0:10	+8				
					4 0:04		32	J Brock	3Pt Attempt	21 D Barton Off Reb
4	R Duncan	Def Rebound			4 0:00		21	D Barton	3Pt Attempt	

**University of Kentucky Basketball - TEAM SHOT CHART for the Panthers**  
**Russellville Panthers vs. Corbin Redhounds**  
**DATE: 03/16/2000 TIME: 3:00 SITE: Boys' Sweet16, Rupp Arena-Lexington, Ky**

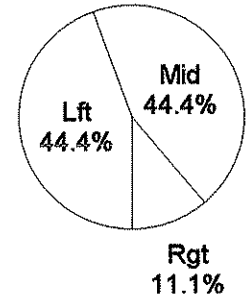


Shot Summary	M/A	%	PTS
3Pt FG	3/8	37.5%	9
2Pt FG	24/36	66.7%	48
Layups - L	6/6	100.0%	12
Layups - R	3/5	60.0%	6
Dunks	1/1	100.0%	2
Putbacks	3/4	75.0%	6
Overall Shooting	27/44	61.4%	57
Free Throws	11/22	50.0%	11
Total Points			68

Scoring Distribution




Scoring Locations

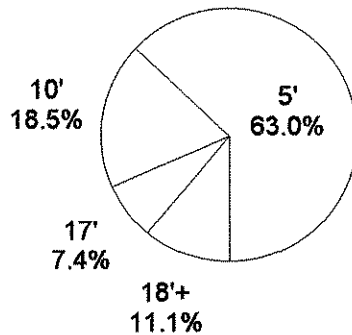


By Period	FG	FGA	FG%	3Pt	3PA	3P%	FT	FTA	FT%	PTS	ORB	DRB	TR	PF	AST	TO	BS	ST	P/S
1st Period	11	14	78.6	2	3	66.7	0	2	0.00	24	3	5	8	3	5	6	1	4	1.60
2nd Period	6	9	66.7	0	1	0.00	2	3	66.7	14	1	4	5	7	4	8	2	5	1.40
3rd Period	7	13	53.8	1	2	50.0	2	3	66.7	17	3	4	7	5	1	7	1	2	1.21
4th Period	3	8	37.5	0	2	0.00	7	14	50.0	13	3	5	8	6	3	4	2	2	0.87
Game	27	44	61.4	3	8	37.5	11	22	50.0	68	10	18	28	21	13	25	6	13	1.24

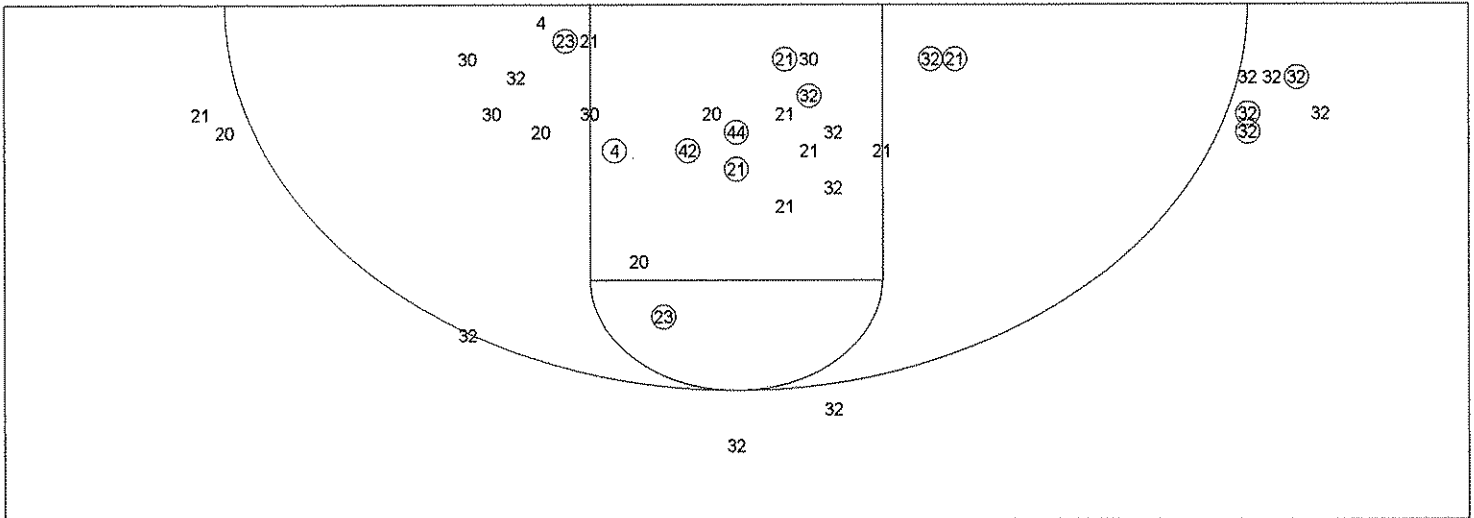
Scoring Breakdown



Scoring Range

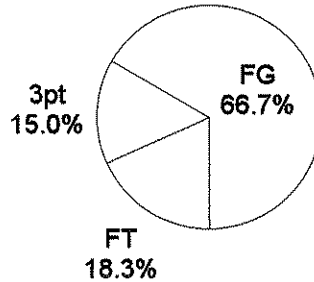


**University of Kentucky Basketball - TEAM SHOT CHART for the Redhounds**  
**Russellville Panthers vs. Corbin Redhounds**  
**DATE: 03/16/2000 TIME: 3:00 SITE: Boys' Sweet16, Rupp Arena-Lexington, Ky**

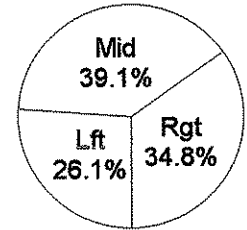


Shot Summary	M/A	%	PTS
3Pt FG	3/11	27.3%	9
2Pt FG	20/43	46.5%	40
Layups - L	5/5	100.0%	10
Layups - R	3/3	100.0%	6
Dunks	0/0	0.0%	0
Putbacks	2/9	22.2%	4
Overall Shooting	23/54	42.6%	49
Free Throws	11/24	45.8%	11
Total Points			60

Scoring Distribution




Scoring Locations



By Period	FG	FGA	FG%	3Pt	3PA	3P%	FT	FTA	FT%	PTS	ORB	DRB	TR	PF	AST	TO	BS	ST	P/S
1st Period	5	11	45.5	2	4	50.0	2	5	40.0	14	2	2	4	4	2	6	0	4	1.08
2nd Period	7	13	53.8	0	1	0.00	2	7	28.6	16	5	1	6	3	2	8	0	3	1.00
3rd Period	7	13	53.8	1	3	33.3	4	6	66.7	19	2	3	5	3	5	4	0	4	1.19
4th Period	4	17	23.5	0	3	0.00	3	6	50.0	11	11	5	16	10	0	6	0	0	0.55
Game	23	54	42.6	3	11	27.3	11	24	45.8	60	20	11	31	20	9	24	0	11	0.91

Scoring Breakdown



Scoring Range

